













ECI
yachts

BARCODE

















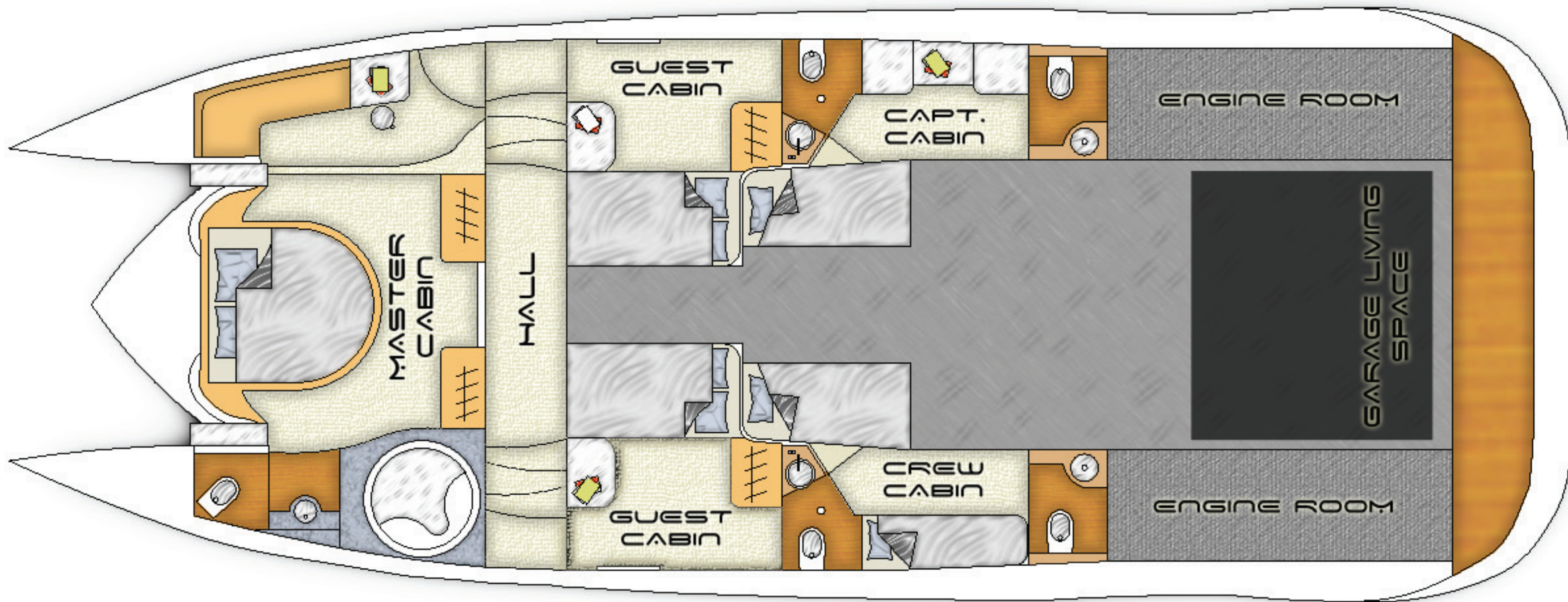


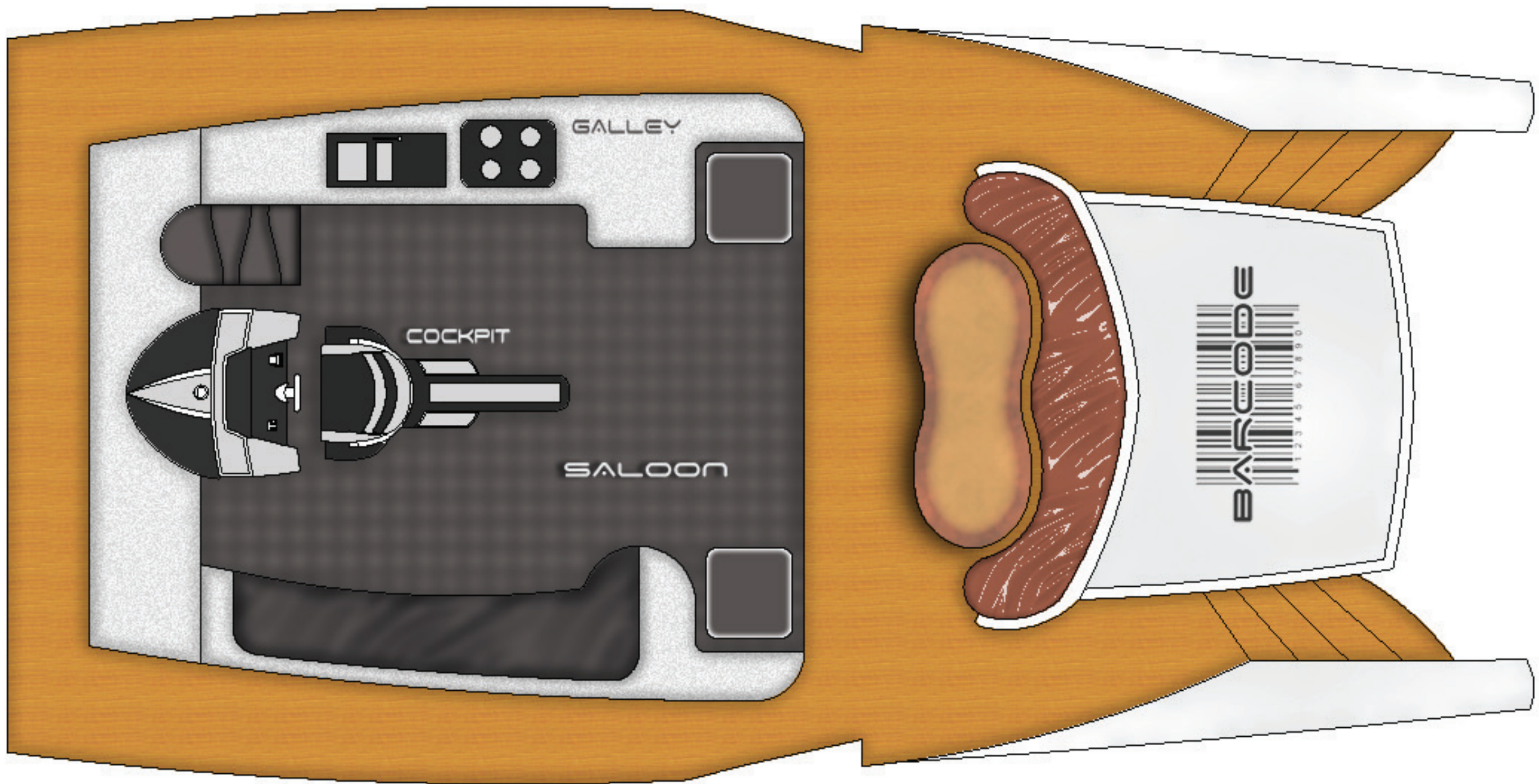















ECI YACHTS 21M TECHNICAL SPECIFICATIONS

1. PRINCIPAL CHARACTERISTICS

PRINCIPAL DIMENSIONS

Length overall	21 m
Beam (maximum).....	7.45 m
Draft	0.95 m
Water Tank Capacity	1800liters
Fuel Tank Capacity	3800 liters
Displacement approx	Lightship/45 t

ENGINES AND PERFORMANCE

Engines	2 x MAN 1200hp
Water Jets	Castoldi 490 H.C.
Maximum Speed	up to 25 knots*
Cruising Speed.....	up to 20 knots*
Generators	25kW

2. PRINCIPAL FEATURES

- Full air conditioning (WEBASTO)
- Remote controlled hydraulic swimming platform
- Windlass (MUIR)
- 24v DC/220v AC electrical system
- Hot and cold swimming shower at stern
- Jacuzzi spa in master cabin
- Water jet system
- Washer/dryer in captain cabin (MIELE)
- LED televisions in all guest cabins, master cabin, saloon, captain's cabin and crew cabin
- Satellite TV system (Raymarine STV 60) to all televisions
- BOSE V25 V-Class Lifestyle Entertainment system in saloon

BOSE V35 V-Class Lifestyle Entertainment system in master stateroom
SONY Entertainment system in guest cabins, crew cabin and captain cabin
ALPINE marine entertainment system in cockpit
Refrigerator and freezer
MIELE Hob
MIELE microwave, oven/microwave and dishwasher
RAYMARINE electronic depth and speed displays
RAYMARINE autopilot
RAYMARINE VHF
Fresh water pump
Black water treatment system
TECMA electrical toilet system
Automatic fire extinguishing system for engine room
Automatic bilge pumps
2 X 220V AC shore power and battery chargers
2xBow thrusters (MAX POWER)
Remote controlled search light
Teak laid bathing platform and steps, side decks and foredeck, flybridge and cockpit floor
Flybridge sunbed
8X Underwater transom lights
Intercom system
Life raft(12 persons)
14 Life Jackets

3. CONSTRUCTION

Hull made by carbon-khevler

4. DECK

Teak laid side decks and foredeck, flybridge stairway and cockpit floor
Hydraulic passerella (OPACMARE)
Fittings all in stainless steel
Two bow cleats
Two stern bollards
Side rails
Stainless steel anchor with anchor stop
Stainless steel 70kg anchor with 85m chain
Electrical windlass with foredeck and capstan with aftdeck
Pantograph windscreen wipers and washers
Port and starboard fuel filler
Fresh water filler

Foredeck sunbed
Hot and cold hand held swimming shower at transom
Dockside 220v AC shore power connection
Courtesy lights

5. SWIMMING PLATFORM, GARAGE AND LIVING SPACE

Teak laid bathing platform
Stairs to aft cockpit with teak treads
Stainless steel swimming ladder
Remote controlled hydraulic swimming platform
Remote controlled garage and living space door
Tender (AVON Seasport 320 DL)

6. FLYBRIDGE

Upholstered sunbathing area
Navigation lights
Raymarine open array 4KW radar antenna
Satellite TV system twin domes (Raymarine STV 60)
VHF Radio
Remote controlled searchlight

7. AFT COCKPIT

Teak laid cockpit floor
Teak and glass dining table
2x stern capstan winches and bollards
Overhead cockpit lights
ALPINE marine speakers connected to saloon entertainment system
Hand held fire extinguisher
Control panel for passerelle
Cockpit camera

8. SALOON

Parquet floor (MARGARITELLI)
Pop-up and rotatable 46" 3D LED TV
BOSE V-25 Lifestyle V-Class Entertainment system in saloon
Air conditioning (WEBASTO)
Side windows and sunroof with blinds
Storage cupboard units

Stainless steel framed sliding patio door to aft cockpit
LED overhead lighting
AC sockets

9. GALLEY

Air conditioning(WEBASTO)
Parquet floor(MARGARITELLI)
Two refrigerators
Freezer
MIELE Hob
MIELE oven and grill
MIELE Dishwasher
MIELE Hob extractor
FRANKE Stainless steel-glass sink
Hot and cold water
12 place crockery set
12 place cutlery set
Storage consisting of cupboards, drawers and top lockers
LED overhead lighting
Spotlights under top lockers
AC sockets
Hand held fire extinguisher
Fire blanket
First aid kit
12 piece small glass set, 12 piece large glass set

10. PILOT HOUSE

Captain's helm seat
Console with paint finish
Full set of engine controls and instrumentation
Windlass and anchor controls (with chain counter)
Bow thruster control
Magnetic compass
Navigation, anchor and dashboard light switches
Horn control
Bilge and low tank alarm panel
Wiper and screen wash control
Fuel level (Monitoring system)
Fresh water level (Monitoring system)
Black water level (Monitoring system)

Engine room Hand held fire extinguisher warning system
Twin Raymarine G Series 15" multifunction Glassbridge display
Raymarine ST70 autopilot display
Raymarine instrument display
Raymarine Raystar 125 Plus GPS
Raymarine Ray55E VHF
Hand held fire extinguisher
Adjustable air vents
Remote anchor winch controls
Bilge pump controls
Sliding door to flybridge
Fitted carpet to foyer and lower accommodation stairs
Two touch screen control panels (LG)

11.MASTER STATEROOM

Double bed with mattress, linen and bedspread; storage underneath
Bedside units with storage
Bedside lights
Seating unit and table
LED strip lights
Air conditioning
32" 3D LED TV
BOSE V-34 Life Style Entertainment system
LED ceiling lights
Lacquer furniture
Sockets and switches
Blinds or curtains to all windows
Fitted carpet

12.MASTER ENSUITE

Ceramic washbasin
TECMA White electrical WC
Teak fitted floor
LED ceiling lights
Sockets and switches
Mirror
Full set of designer bathroom fittings (toothbrush and glass holder, towel ring, soap dish, toilet roll holder)
Blind fitted to window
Jacuzzi spa

13.STARBOARD GUEST CABIN

Twin bed with mattress, pillows and bedspread; storage underneath
Bedside unit with storage
Bedside lights
LED strip lights
Air conditioning
22" LED TV
LED ceiling lights
Lacquer furniture
Mirrors
Sockets and switches
Blinds or curtains to all windows
Fitted carpet
Wardrobe and cupboard storage space

14.STARBOARD GUEST ENSUITE

Ceramic washbasin set
TECMA white electrical WC
Teak fitted floor
LED ceiling lights
Sockets and switches
Mirror
Shower mixer
Full set of designer bathroom fittings (toothbrush and glass holder, towel ring, soap dish, toilet roll holder)
Storage lockers
Blind fitted to window

15.PORT GUEST CABIN

- Twin bed with mattress, pillows and bedspread; storage underneath
- Bedside unit with storage
- Bedside lights
- LED strip lights
- Air conditioning
- 22" LED TV
- LED ceiling lights
- Lacquer furniture
- Mirrors
- Sockets and switches
- Blinds or curtains to all windows
- Fitted carpet
- Wardrobe and cupboard storage space

16.PORT GUEST ENSUITE

- Ceramic washbasin set
- TECMA white electrical WC
- Teak fitted floor
- LED ceiling lights
- Sockets and switches
- Mirror
- Shower mixer
- Full set of designer bathroom fittings (toothbrush and glass holder, towel ring, soap dish, toilet roll holder)
- Storage lockers
- Blind fitted to window

17.CAPTAIN'S CABIN

- Double bed with mattress, linen and bed cover
- Drawers under berth
- Lacquer furniture
- Reading lights
- Air conditioning
- LED ceiling lights
- Blinds or curtains to all portholes

22" LED TV
Fitted carpet

Captain's bathroom
Ceramic washbasin
TECMA white electrical WC
Fabric ceiling
LED ceiling lights
Sockets and switches
Mirror
Storage lockers

18.CREW CABIN

2 single berths with mattresses, linen and bedspreads / 1 twin berth with mattresses, linen and bedspreads
Reading lights
Air conditioning
Lacquer furniture
Stainless steel opening porthole
LED ceiling lights
Sockets and switches
Curtains to all portholes
Fitted carpet

Crew bathrooms
Ceramic washbasin molded with counter top
TECMA white electrical WC
LED ceiling lights
Sockets and switches
Mirror
Storage lockers
Teak floor

19.ENGINE COMPARTMENT AND ANCILLARIES

Separate fuel filters with water alarms
Automatic Hand held fire extinguisher with engine/generator and fan shutdown and indicators at both helm positions
Automatic bilge pumps in each watertight compartment
2 x engine room extractor fans
2 x watertight aluminum doors

20.ELECTRICAL SYSTEM

25kW 220 Volt 50 Hz with sound shield(WESTERBEKE), 12V start and control panel.

Dockside 380v 50Hz AC connection socket

24v and 12v DC electrical system with full circuit breaker protection

4x 12V engine batteries 225Ah (MASTERVOLT)

1x 12V generator battery 130Ah (MASTERVOLT)

2 x 12V batteries for emergency system 130Ah (MASTERVOLT)

4 x 12V bow thruster batteries 225Ah (MASTERVOLT)

12x 12V auxillary batteries 225Ah (MASTERVOLT)

Mass Combi 24V/4000W-120A 50Hz 220V (MASTERVOLT)

AC sockets throughout the boat

220v 50Hz AC System

Air conditioning and fan coils

Water Heater

Galley equipment

Battery chargers

Entertainment system

Washing machine

Dishwasher

Oven

Hob

Hot water and fresh water circulation pump

Water maker

24v DC System

Navigation lights

Navigation electronics

Horn

Searchlight (x3)

Windscreen wipers

Bilge pumps

Passerelle hydraulic pump

Fresh water pump

Lighting

Toilets

Refrigerator

Freezer

Underwater transom lights